

EDGE Application Firmware FSE-K20/K21

For Spectrum Analyzers FSE and Signal Analyzers FSIQ with FSE K10/11

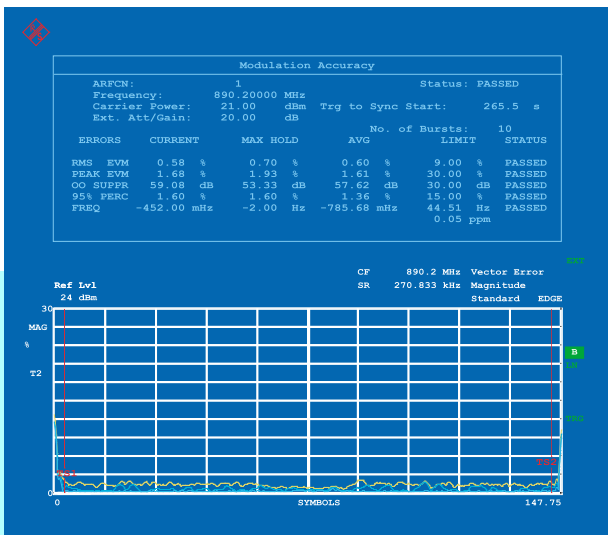
- EDGE capability added to Application Firmware FSE-K10 and FSE-K11
- Standard-conformal EDGE transmitter measurements
- FSE-K20 for mobile phones, enhancement to FSE-K10
- FSE-K21 for base stations, enhancement to FSE-K11

New measurement functions:

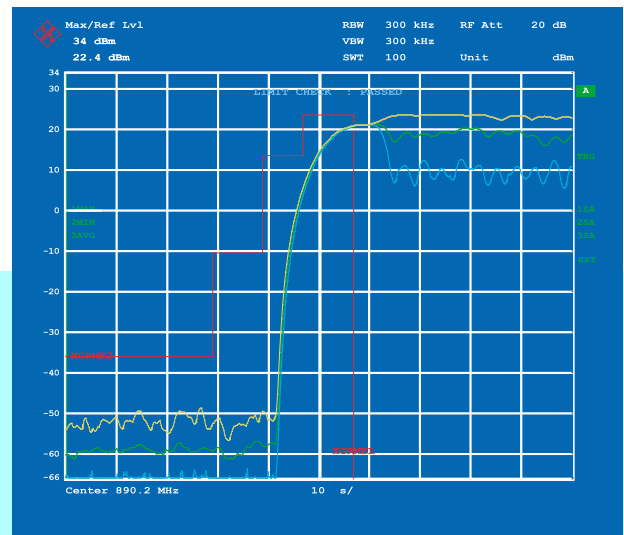
- Modulation accuracy measurement including:
 - EVM measurement with ETSI-conformal weighting filter
 - 95-th-percentile measurement
 - Measurement of origin offset suppression
- Limit lines for EDGE conforming to ETSI 05.05



ROHDE & SCHWARZ

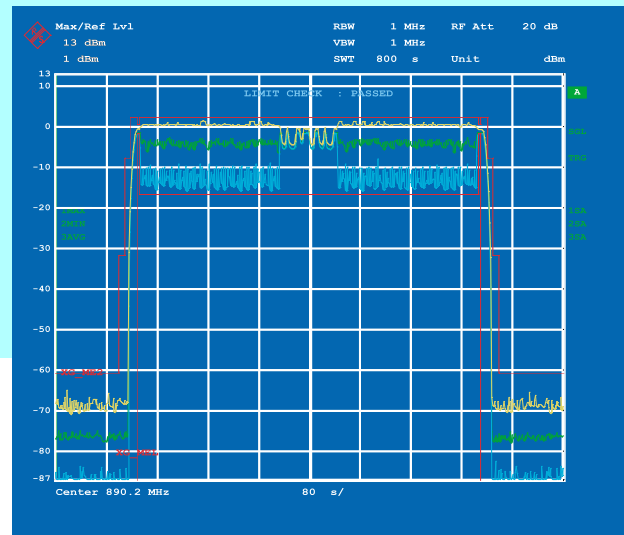


1 EDGE Modulation accuracy with EVM and 95:th percentile Messung



2

2 Power vs time, rising edge of a burst



3

3 Power vs time with EDGE Mask

Characteristics

The firmware modules FSE-K20 and FSE-K21 enhance the measurement functions of firmware modules FSE-K10 and FSE-K11 by modulation measurements on $3\pi/8$ shifted 8PSK-modulated signals in line with the EDGE standard.

The convenient and automatic measurement functions of FSE-K10 and FSE-K11 are now also available for measurements on EDGE signals (see also data sheet FSE-K10/K11):

- Mean carrier power
- Power versus time
- Spectrum due to modulation
- Spectrum due to transients
- Spurious emissions

New measurement functions:

- Measurement of modulation quality of an EDGE signal comprising:
 - Error vector magnitude (EVM), peak and RMS
 - 95:th-percentile measurement
 - Origin offset suppression
- EDGE-specific limit lines and limit values

Fitted with these two firmware modules, FSE and FSIO are convenient one-box solutions for GSM and EDGE RF transmitter measurements. The wide dynamic range, especially for measuring broadband noise and spurious emissions, simplify test setups. Further application firmware modules for IS-95, 3GPP/WCDMA and universal vector signal analysis make FSE and FSIO ideal multi-standard test platforms.

Measurement examples

EDGE EVM

The error vector magnitude (EVM) is determined over 200 bursts in line with the standard, the error vector being filtered by a special EDGE lowpass filter.

95:th-percentile measurement

The 95:th-percentile measurement determines the EVM value below which 95% of all EVM values are to be found. In FSE-K20 and FSE-K21 this measurement is part of the modulation measurement (EVM).

Specifications

The specifications apply to FSE-K20 in conjunction with FSE-K10 and FSE-K21 in conjunction with FSE-K11. They are based on the data sheet specifications of Spectrum Analyzers FSE and Option FSE-B7 as well as Signal Analyzers FSIQ and have not been checked separately. Values given with a tolerance are measurement uncertainties with a confidence level of 95%.

Measurements	FSEA30, FSEB30, FSEM30, FSIQ3, FSIQ7, FSIQ26
Modulation error	
EVM, residual (S/N >40 dB)	
rms	<0.5%
peak	<2.5%
95:th percentile	<2.5%
Origin offset suppression	
Measurement range	-20 dBc to -50 dBc
Frequency error, uncertainty (S/N > 40 dB)	<5 Hz + error of reference frequency
Mean carrier power	
Power measurement uncertainty, absolute, FSEx	<0.9 dB
Power measurement uncertainty, relative, FSEx	<0.55 dB
Power measurement uncertainty, absolute, FSIQ or FSEx fitted with FSE-B22	0.6 dB
Power measurement uncertainty, relative, FSIQ or FSEx fitted with FSE-B22	0.3 dB
Power vs time	
Reference level uncertainty	
FSEx	≤0.9 dB
FSEx mit FSE-B22, FSIQ	≤0.6 dB
Relative reference level uncertainty	
FSEx	≤0.3 dB (0 dB to 50 dB below reference level) ≤0.5 dB (50 dB to 70 dB below reference level)
FSEx mit FSE-B22, FSIQ	≤0.2 dB (0 dB to 70 dB below reference level)
Trigger error	±0.25 μs [±1/16 bit]
Dynamic range (RBW = 300 kHz)	75 dB

Ordering information

Application firmware FSE-K20 for EDGE measurements on mobiles Prior to installing FSE-K20 the following options must be fitted: FSEA, FSEB, FSEM, FSEK	FSE-K20	1106.4086.02
FSIQ3, FSIQ7, FSIQ26, FSIQ40	Vector Signal Analyzer FSE-B7, Application Firmware FSE-K10 Application Firmware FSE-K10	

Applikations-Firmware FSE-K21 for EDGE measurements on base stations Prior to installing FSE-K21 the following options must be fitted: FSEA, FSEB, FSEM, FSEK	FSE-K21	1106.4186.02
FSIQ3, FSIQ7, FSIQ26, FSIQ40	Vector Signal Analyzer FSE-B7, Application Firmware FSE-K11 Application Firmware FSE-K11	

Recommended extras		
Increased Level Accuracy ¹⁾	FSE-B22	1106.3480.02
1 dB Attenuator ²⁾	FSE-B13	1119.6499.02

¹⁾ Only for FSEx, not for FSIQ

²⁾ Not for FSEM20/FSEK20; other FSEx models: factory-installed in conjunction with FSE-B22 only, cannot be retrofitted





ROHDE & SCHWARZ

ROHDE & SCHWARZ GmbH & Co. KG · Mühlhofstrasse 15 · 81671 München · Germany · P.O.B. 80 14 69 · 81614 München · Germany

Telephone +49 89 41 29-0 · www.rohde-schwarz.com · CustomerSupport: Tel. +49 180 512 42 42, Fax +49 89 41 29-137 77, E-mail: CustomerSupport@rohde-schwarz.com